

# EASiGate Plexi Wide



## Wide Aisle 58 kHz AM EAS System

The **EASiGate Plexi Wide Aisle** pedestal detection system is a highly flexible single or multiple pedestal detection system.

The crisp acrylic design compliments modern store design.

Advanced digital electronics provide the greatest possible tag detection performance in all operating environments.

## Features

- Attractive, crystal clear acrylic design.
- Attractive slim-line design.
- Compatible with Sensormatic and WG 58kHz hard tags and labels.
- Remote electronics for easy installation.
- One, two or multiple pedestal configurations.
- Advanced analogue and Digital Signal Processing (DPS).

## Detection\*

### Labels

- Single Pedestal up to 1.0m each side
- Dual Pedestal up to 2.0m between pedestal 1.0m either side.
- Single Pedestal with remote passive aerial 1.3m.

### Ferrite Tags

- Single Pedestal up to 1.2m each side
- Dual Pedestal up to 2.4m between pedestal 1.2m either side.
- Single Pedestal with remote passive aerial 1.5m.

\*Detection performance figures are provided as a guidance only and are subject to installation conditions.



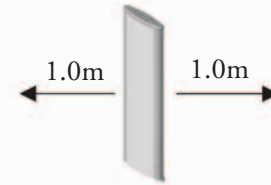
**EASiGate Plexi Wide Aisle**

### Product Codes

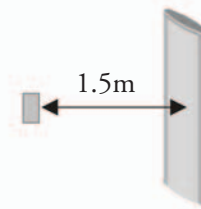
MA4010 EASiGate Plexi Wide Master  
MA4011 EASiGate Plexi Wide Slave

## Technical Specifications

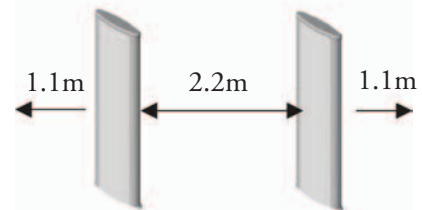
<b>Power Supply</b>	110 or 240V ac.
<b>Inputs</b>	1 x People Counter trigger input (optional). 1 x Inhibit Switch input (optional).
<b>Outputs</b>	2 x 1A voltage-free changeover relay 30V max. 1 x Remote Loudspeaker 1 x 12V auxiliary Output
<b>Software Options</b>	<ul style="list-style-type: none"> <li>• Sensitivity Adjustment</li> <li>• Line synchronisation</li> <li>• Receiver window delay</li> <li>• Hits to alarm</li> <li>• Receiver Noise Floor</li> <li>• Alarm Duration (1 - 10 Seconds)</li> <li>• Alarm Tone (10 possible selections)</li> <li>• Modem Callback numbers</li> <li>• Reset Alarm Counter</li> <li>• Reset People Counter</li> </ul>
<b>Configurations</b>	<ul style="list-style-type: none"> <li>• Single pedestal.</li> <li>• Single pedestal with ranger aerial.</li> <li>• Dual pedestal.</li> <li>• Dual pedestal with reduced back field.</li> <li>• Dual pedestal Master Tx Slave Rx.</li> <li>• Dual pedestal Slave Tx Master Rx.</li> </ul>
<b>Protection</b>	<ul style="list-style-type: none"> <li>• Primary Power Fuse</li> <li>• Secondary Power Fuses for the supply input</li> <li>• Auxiliary 12V output Fuse</li> <li>• People Counter output Fuse</li> </ul>
<b>Regulation</b>	CE Approved I-ETS 300 330: 1994 ETS 300 683: 1997



Single Master Pedestal



Single Master Pedestal with remote aerial



Dual Pedestals

## Dimensions

Width:	527 mm
Height:	1400 mm
Depth:	100 mm